

Scaled data based on original data using
LM-79-08 Approved Method: Electrical and Photometric Measurements of Solid-
State Lighting Products

Test Report Prepared for
Cooper Lighting Solutions
(formerly Eaton)

Brand: STREETWORKS

Report Number: P398075

Luminaire Tested: **ARCH-S-PA1-80-760-U-5WQ**

Issue Date: 5/19/2020

Test Information

Test Method: LM-79-08
Report Number: P398075
TEST IS SCALED FROM IESNA LM-79-08 TEST DATA (G2-1910-568-1)
Test Lab: INNOVATION CENTER
Issue Date: 5/19/2020
Manufacturer: COOPER LIGHTING SOLUTIONS (FORMERLY EATON)
Product Line: STREETWORKS
Catalog Number: ARCH-S-PA1-80-760-U-5WQ
Description: ARCHEON ROADWAY AND AREA LUMINAIRE
(1) 70 CRI, 5700K, 1050mA LIGHT ENGINE WITH 24 LEDS AND TYPE V WIDE OPTICS
Light Source: -
Ballast/Driver: ELECTRONIC DRIVER

Summary

Lumens per Lamp: N/A
Luminaire Lumens: 11120 lumens
Efficiency: N/A
Efficacy: 134.0 lumens/watt
Luminous Opening: Rectangular (W 0.5' x L: 0.75' x H: 0')
IES Classification: Type V - Short - Non-Cutoff
BUG Rating: B4 - U0 - G3

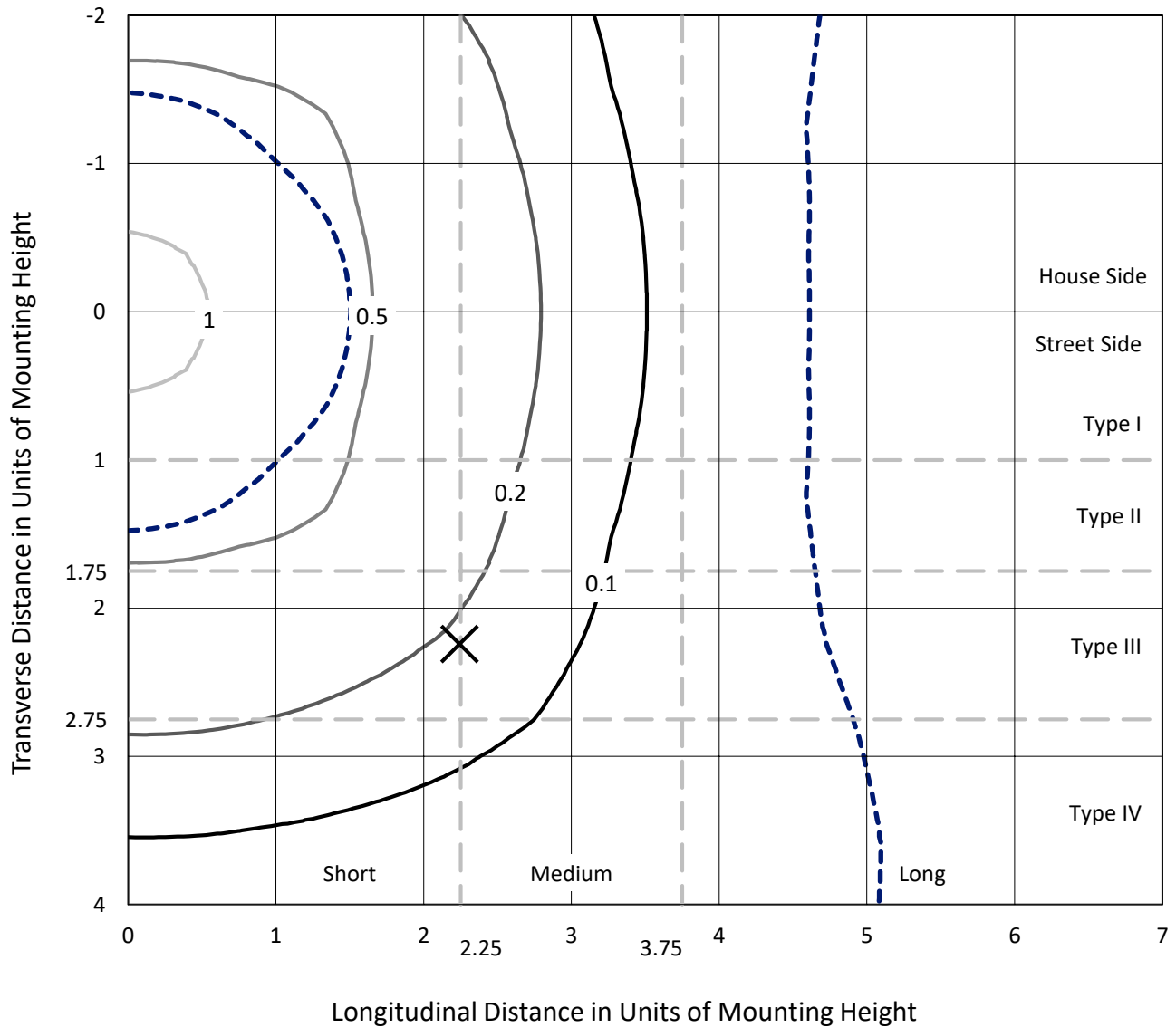
Input Watts (W): 83
Input Voltage (V): NR
Input Current (A_{in}): NR
Voltage Rise (V): NR
Power Factor: NR
Total Harmonic Distortion (THDi): NR
Frequency (hertz): 60
Stabilization Time: NR
Operation Time: NR
Ambient Temperature (°C): NR
Test Distance: 28.75 FT



REPORT NUMBER: P398075
 CATALOG NUMBER: ARCH-S-PA1-80-760-U-5WQ

Iso-Footcandle Lines of Horizontal Illumination

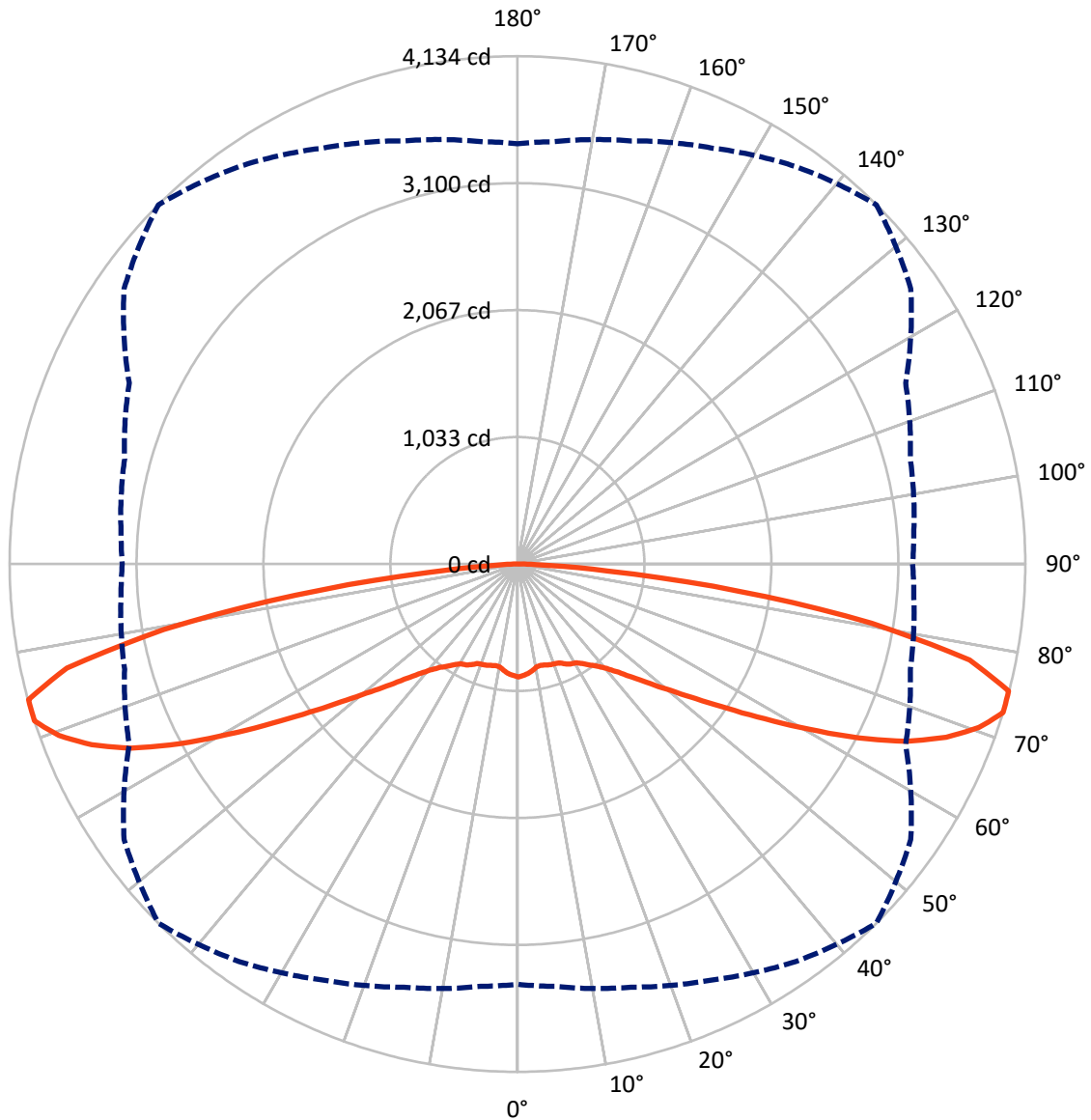
× Max cd
 - - - 1/2 Max cd



Based on 25 foot mounting height. Maximum calculated value = 1.5 fc
 Type V - Short - Non-Cutoff

REPORT NUMBER: P398075
CATALOG NUMBER: ARCH-S-PA1-80-760-U-5WQ

Luminous Intensity Polar Plot



— Vertical Plane Through 45-Deg Lateral - - - Horizontal Cone Through 72.5-Deg Vertical

REPORT NUMBER: P398075

CATALOG NUMBER: ARCH-S-PA1-80-760-U-5WQ

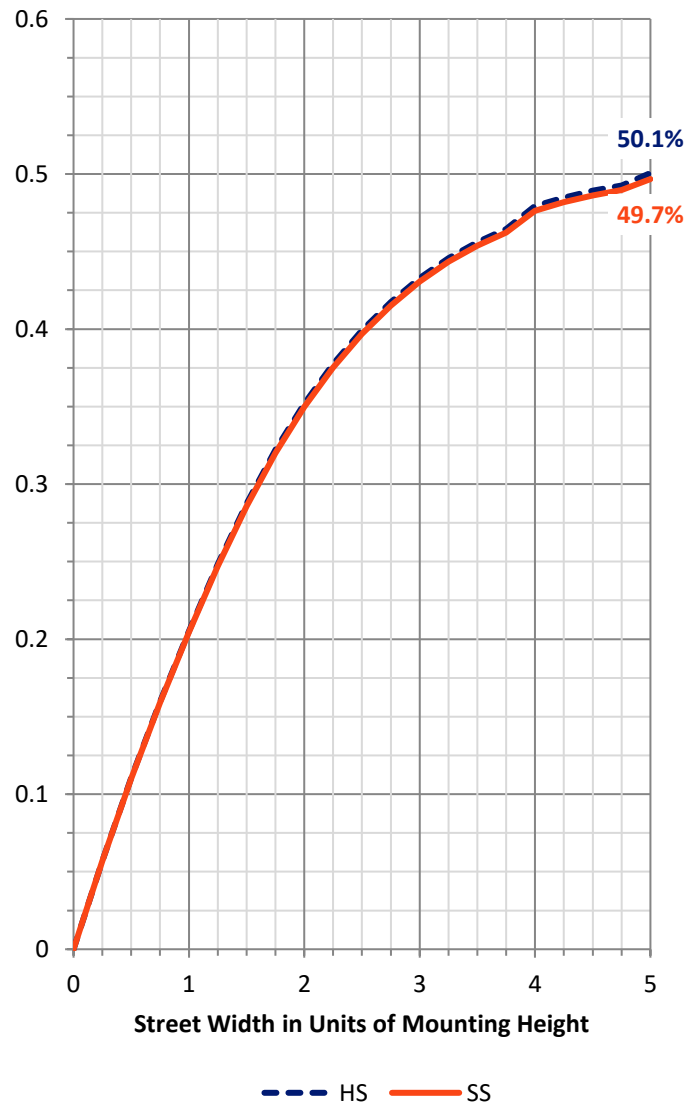
FLUX DISTRIBUTION:

		Downward	Upward	Total
House Side	Lumens	5560.0	0.0	5560.0
	% Fixture	50.0	0.0	50.0
Street Side	Lumens	5560.0	0.0	5560.0
	% Fixture	50.0	0.0	50.0
Total	Lumens	11120.0	0.0	11120.0
	% Fixture	100.0	0.0	100.0

Coefficient of Utilization

ZONAL LUMENS:

Zone	Lumens	% Fixture
0°-10°	84.4	0.8
10°-20°	244.9	2.2
20°-30°	416.2	3.7
30°-40°	634.8	5.7
40°-50°	1045.2	9.4
50°-60°	1825.3	16.4
60°-70°	3060.1	27.5
70°-80°	3275.0	29.5
80°-90°	534.1	4.8
90°-100°	0.0	0.0
100°-110°	0.0	0.0
110°-120°	0.0	0.0
120°-130°	0.0	0.0
130°-140°	0.0	0.0
140°-150°	0.0	0.0
150°-160°	0.0	0.0
160°-170°	0.0	0.0
170°-180°	0.0	0.0
0°-90°	11120.0	100.0
0°-180°	11120.0	100.0



REPORT NUMBER: P398075

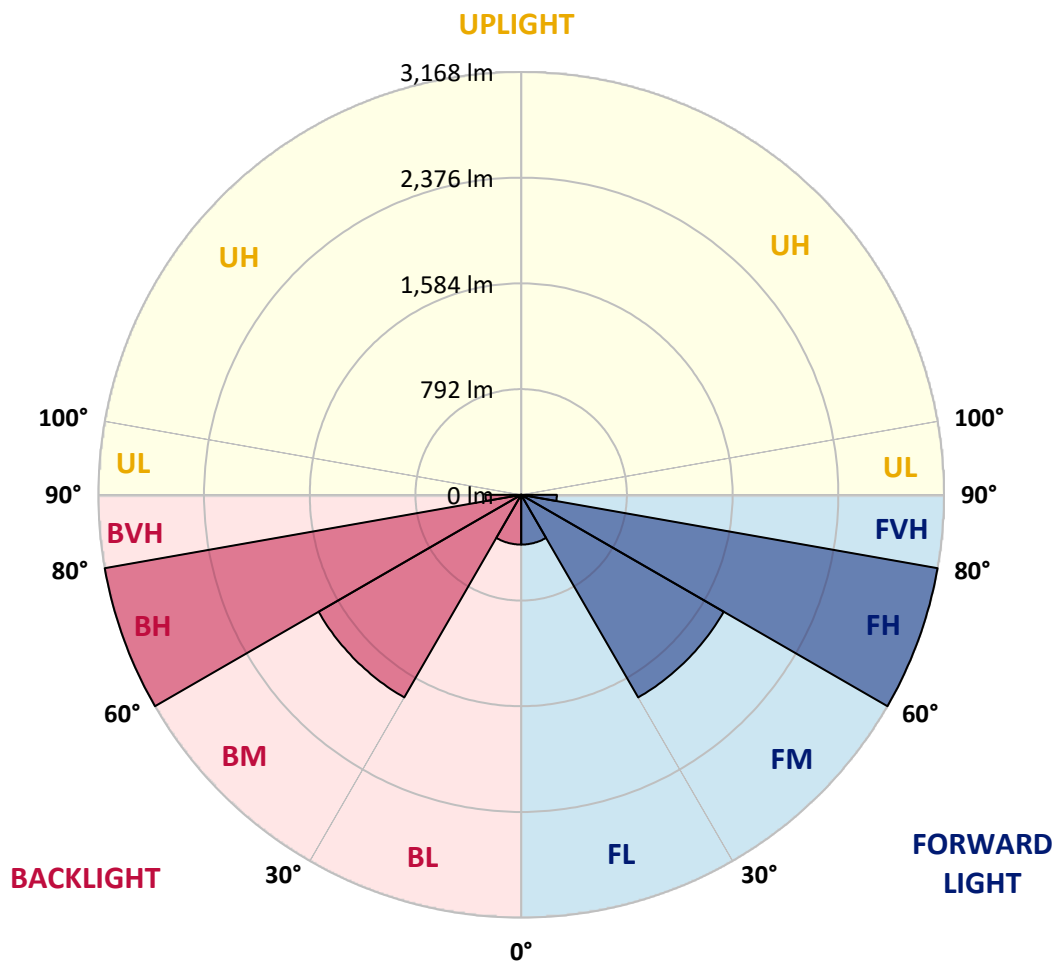
CATALOG NUMBER: ARCH-S-PA1-80-760-U-5WQ

LUMINAIRE CLASSIFICATION SYSTEM LUMEN TABLE AND BUG RATING:

Zone		Lumens	% Fixture	Zone Rating/Lumen Limit		
				B	U	G
FL	(0°-30°)	372.7	3.4			
FM	(30°-60°)	1752.6	15.8			
FH	(60°-80°)	3167.5	28.5			G2/5000
FVH	(80°-90°)	267.1	2.4			G3/500
BL	(0°-30°)	372.7	3.4	B1/500		
BM	(30°-60°)	1752.6	15.8	B2/2500		
BH	(60°-80°)	3167.5	28.5	B4/5000		G2/5000
BVH	(80°-90°)	267.1	2.4			G3/500
UL	(90°-100°)	0.0	0.0		U0/0	
UH	(100°-180°)	0.0	0.0		U0/0	

BUG Rating: B4-U0-G3

Type V Short





REPORT NUMBER: P398075

CATALOG NUMBER: ARCH-S-PA1-80-760-U-5WQ

CANDELA DISTRIBUTION (FULL):

	0°	5°	15°	25°	35°	45°	55°	65°	75°	85°	90°
0°	920.2	920.2	920.2	920.2	920.2	920.2	920.2	920.2	920.2	920.2	920.2
2.5°	914.5	914.5	914.5	913.1	910.3	908.8	906.0	907.4	907.4	907.4	907.4
5°	903.2	903.2	901.7	900.3	897.5	896.1	893.2	896.1	896.1	896.1	896.1
7.5°	881.9	883.3	883.3	881.9	877.6	876.2	871.9	873.3	873.3	874.8	873.3
10°	870.5	870.5	869.1	862.0	854.9	852.0	850.6	854.9	859.1	863.4	863.4
12.5°	870.5	870.5	867.7	856.3	846.3	846.3	846.3	852.0	860.6	869.1	870.5
15°	874.8	874.8	869.1	856.3	850.6	852.0	852.0	857.7	867.7	879.0	880.4
17.5°	877.6	877.6	870.5	857.7	857.7	862.0	859.1	863.4	873.3	886.1	887.5
20°	881.9	881.9	871.9	862.0	862.0	866.2	866.2	870.5	879.0	891.8	893.2
22.5°	890.4	889.0	879.0	870.5	870.5	873.3	876.2	881.9	889.0	900.3	903.2
25°	900.3	900.3	891.8	890.4	893.2	900.3	898.9	897.5	900.3	910.3	914.5
27.5°	906.0	906.0	900.3	904.6	915.9	921.6	914.5	908.8	908.8	918.8	920.2
30°	924.5	923.0	917.4	920.2	930.1	933.0	928.7	921.6	925.9	937.2	938.7
32.5°	955.7	955.7	947.2	947.2	954.3	965.6	951.4	947.2	952.9	965.6	967.1
35°	1004.0	1004.0	992.6	986.9	992.6	1008.2	986.9	985.5	995.5	1009.7	1011.1
37.5°	1065.0	1065.0	1057.9	1043.7	1045.2	1055.1	1036.6	1035.2	1053.7	1069.3	1069.3
40°	1141.7	1146.0	1138.9	1121.8	1116.2	1117.6	1103.4	1104.8	1126.1	1144.6	1144.6
42.5°	1236.9	1239.7	1228.3	1215.6	1208.5	1204.2	1190.0	1192.8	1218.4	1242.5	1242.5
45°	1351.9	1353.3	1341.9	1326.3	1317.8	1315.0	1300.8	1307.9	1336.3	1361.8	1360.4
47.5°	1481.1	1482.5	1471.2	1455.6	1449.9	1454.1	1439.9	1439.9	1465.5	1486.8	1484.0
50°	1627.4	1630.2	1617.4	1610.3	1606.1	1617.4	1600.4	1584.8	1601.8	1623.1	1620.3
52.5°	1789.3	1796.4	1787.8	1790.7	1806.3	1820.5	1792.1	1758.0	1766.5	1780.7	1776.5
55°	1985.2	1993.8	1996.6	2006.5	2047.7	2071.9	2025.0	1968.2	1963.9	1965.3	1958.2
57.5°	2205.3	2211.0	2229.5	2252.2	2337.4	2375.7	2301.9	2203.9	2172.7	2154.2	2150.0
60°	2426.9	2436.8	2482.2	2529.1	2659.8	2729.3	2615.7	2451.0	2384.3	2350.2	2343.1
62.5°	2649.8	2669.7	2743.5	2823.1	3013.3	3117.0	2942.3	2703.8	2607.2	2564.6	2553.2
65°	2908.3	2932.4	3021.9	3122.7	3334.3	3480.5	3269.0	2965.1	2861.4	2804.6	2790.4
67.5°	3210.7	3236.3	3308.7	3420.9	3621.1	3764.6	3577.1	3232.0	3097.1	3024.7	3013.3
70°	3459.2	3482.0	3560.1	3673.7	3822.8	3986.1	3807.2	3445.0	3322.9	3271.8	3264.7
72.5°	3420.9	3450.7	3565.7	3736.2	3949.2	4133.8	3908.0	3486.2	3310.1	3239.1	3216.4
75°	2987.8	3020.4	3156.8	3464.9	3854.0	4129.5	3761.7	3212.2	3004.8	2945.2	2933.8
77.5°	1978.1	2009.4	2239.4	2725.1	3365.5	3763.1	3320.1	2691.0	2357.3	2213.9	2205.3
80°	799.5	839.2	1059.4	1574.8	2385.7	2925.3	2462.4	1722.5	1161.6	937.2	891.8
82.5°	186.0	221.5	322.4	580.8	1221.2	1821.9	1327.7	643.3	373.5	265.5	238.6
85°	78.1	79.5	137.7	188.9	382.0	735.6	434.5	234.3	190.3	139.2	136.3
87.5°	29.8	31.2	66.7	79.5	122.1	139.2	147.7	120.7	112.2	69.6	66.7
90°	0.0	0.0	0.0	0.0	0.0	0.0	0.0	0.0	0.0	0.0	0.0

(END OF REPORT)